



Single-load stack dryers



Maytag® Computer Trac® controls are easy to program and simple to operate. The panel displays operating instructions, prices, a countdown of the cycle time remaining and more.

Models MLE/MLG23PD

You can potentially double your dryer income and help eliminate waiting with this stack unit by putting two dryer pockets in the same floor space as one single-load dryer. Designed for outstanding results, it offers a choice of fabric care drying cycles and a powerful 220-cubic-foot-per-minute diagonal airflow. Laundry billows open to dry quickly and efficiently with less wrinkling.

microprocessor coin-drop

*Display shows coin countdown
and time remaining in cycle!*

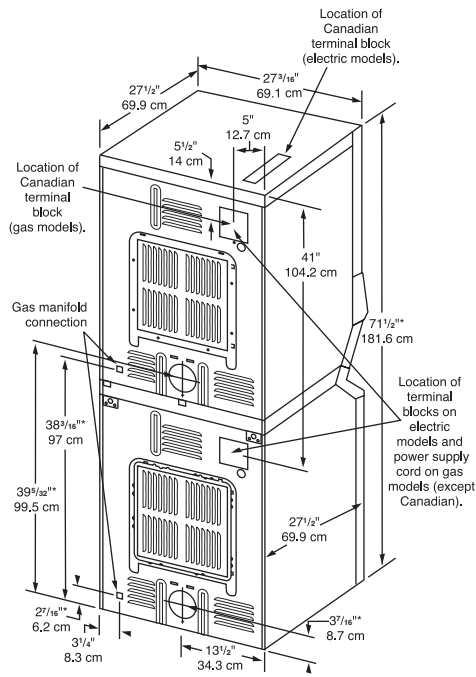
For Your Customers:

- Extra-large doors and drum openings make loading and unloading laundry a breeze.
- Display shows coin countdown and time remaining in cycle.
- Canadian model equipped with dual coin-drop operation.

For Your Operation:

- Two dryer pockets in the same floor space as one.
- Faster drying for lower energy consumption.
- Tri-Coat™ cabinet protection helps keep the dryers looking new.
- Extra-large security coin vault for convenience.
- Optional audit system with two-way data communication.

Models MLE/MLG23PD



*Dimensions will vary according to adjustment of leveling legs; add 1/2" min.

Motor: 1/4 HP, 240 volts (MLE) or 120 volts (MLG), 60 Hz, single-phase, thermoprotected against overload, auto-reset.
Export models — 240 volts, 50 Hz.

Capacity: 6.0 cubic feet (0.17 cu. m).

Airflow: 220 cubic feet (6.2 cu. m) per minute for each drying chamber. Export models — 180 cubic feet (5.0 cu. m) per minute.

Exhaust: Use a minimum of 4-inch (10.2 cm) diameter rigid aluminum or galvanized steel duct. Never use plastic, non-metal or combustible duct.

Heating Element (MLE Models): Nichrome helix coil.

Electrical Rating (MLE Models): 120/240 volts, AC, 60 Hz, draws approximately 5,900 watts on each drying chamber. Export models draw approximately 4,900 watts.

Single Port Burner (MLG Models): Automatic electric burner ignition.

Gas Rating (MLG Models): 24,000 BTU/hr. for each drying chamber.

Fuse Requirements:

- MLE models — 30 amp each drying chamber.
- MLE models/Canadian — 60 amp (one terminal block per stack).
- MLG models — 15 amp each drying chamber.

Leveling Legs: Adjustable to level dryer for proper installation.

Colors: White or Bisque.


Approximate Weight (Crated/Uncrated):
282 lbs. (128 kg)/255 lbs. (116 kg).

MAXIMUM EXHAUST DUCT LENGTH PER NUMBER OF TURNS		
Number Of 90° Turns	 4" 10.2 cm	 2 1/2" 6.4 cm
Maximum length of 4-inch diameter rigid metal duct.		
0	65 ft. (19.8 m)	59 ft. (18 m)
1	54 ft. (16.5 m)	48 ft. (14.6 m)
2	44 ft. (13.4 m)	38 ft. (11.6 m)
3	36 ft. (11 m)	30 ft. (9.1 m)
4	28 ft. (8.5 m)	22 ft. (6.7 m)
Maximum length of 4-inch diameter flexible stiff-walled metal duct.		
0	36 ft. (11 m)	28 ft. (8.5 m)
1	32 ft. (9.8 m)	24 ft. (7.3 m)
2	28 ft. (8.5 m)	20 ft. (6.1 m)
3	25 ft. (7.6 m)	17 ft. (5.2 m)
4	23 ft. (7 m)	15 ft. (4.6 m)



See specific instructions for proper installation. Specifications are subject to change without notice.

Quality Features




Computer Trac® Controls

Simple to operate. The panel displays prices, instructions and more. Once the cycle begins, it counts down the remaining time.




Large-Capacity Lint Filter

Durable fine-mesh polyester lint filter is located just inside the door opening for quick and convenient lint removal.



Fast And Efficient Drying

Our 220-cubic-foot-per-minute diagonal airflow means fast and efficient drying performance, even with difficult installations.



Cushioned Drum Suspension

Permanently lubricated bearings. The cushioned drum rollers assure year after year of smooth, quiet and reliable operation.

Maytag® Limited Warranty

2 YEARS — All parts

For a period from the date of original purchase through the times listed above, the designated parts that fail in normal commercial use will be repaired or replaced free of charge for the part itself, with the owner paying all other costs, including labor, transportation and customs duty. Chemical damage is excluded from all warranty coverage. See complete warranty for details.

